

Dribond Crystal Patch & Plug

SETS IN 3 TO 4 MINUTES AT 21°C



PACKAGING



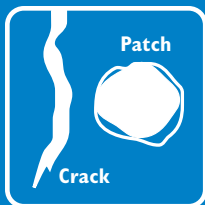
MIXING



APPLICATION



USES



SUBSTRATES

CONCRETE FLOORS
CEMENT BLOCK
CEMENT RENDER

DESCRIPTION

A fast setting non shrink, non slump cement based patching compound that stops flowing water in seconds and seals cracks and defects in concrete using crystal growth technology.

USES

Stops water flow through cracks and seals cracks and holes in concrete before the application of CRYSTAL SEALER.

FEATURES

- Sets in 3 to 4 Mins at 21 deg C
- Non Toxic
- High Strength 32 mpa
- A durable masonry compound

COVERAGE 1.5Kg will cover aprox. 1m² at 1mm thickness


PERFORMANCE DATA

Compression Strength	32 mpa at 28 days
Initial set	3 mins
Final set	10 mins
Tensile pull off strength	0.9 mpa

SPECIFICATION

The waterproofing, patching material shall be a fast setting compound that uses crystal growth waterproofing technology and has a 32 mpa compressive strength Such as CRYSTAL PATCH & PLUG manufactured by CONSTRUCTION CHEMICALS and to be applied strictly in accordance with our manufactures instructions.


SURFACE PREPARATION

Apply to Portland cement based surfaces that are free of dirt, dust, grease, oil, efflorescence and other contaminants. Contaminated surfaces must be cleaned and mechanically roughened and washed thoroughly. Cracks and holes must be chiselled out 20-30mm deep and form a dovetail joint  (do not V groove) to lock in the patch, wash away contaminants. Hose or wet thoroughly the area to be repaired.

MIXING

Add 3.5 parts of CRYSTAL PATCH & PLUG to 1 part water by volume. Do not mix more than can be used in 3 Minutes. When repairing large areas CRYSTAL PATCH & PLUG can be mixed 50/50 with clean washed masonry sand or small aggregate. Mix quickly to a workable consistency and trowel as required.

PLUGGING INSTRUCTIONS

Form a dovetail joint  20-30mm deep so the plug is mechanically keyed. Start at the highest point and work down. Allow the mixed CRYSTAL PATCH & PLUG to initially set (become hot) before placing the plug into the crack. Compress the plug with a hammer and block to ensure complete compaction. When there is a high water flow cut an opening at the points of greatest flow, place a hose or pipe into the crack to release the water pressure. Repair around the area and allow 24hrs to harden, then remove the bleed hose and plug the holes.

CURING Water cure the repaired area by keeping surface damp for 3 days.

PRECAUTIONS CRYSTAL PATCH & PLUG is alkaline, gloves and glasses must be worn.

SHELF LIFE 12 Months when stored in a dry off the ground area.